



DIMENSIONS AND CAPACITIES

LENGTH (Feet)	HEIGHT (Inches)			BODY WIDTH (Inside/Outside)	BODY CAPACITY (Cubic Yards)	USABLE CHASSIS C/T (Inches)	AFTER FRAME LENGTH (Inches)
	HEAD	SIDES	TAILGATE				
18'	56"	42"	47"	90"	16 yd ³	164"	30"
19'	56"	42"	47"	90"	17 yd ³	176"	30"
20'	56"	42"	47"	90"	18 yd ³	188"	30"

STANDARD FEATURES

- BODY, HEADSHEET & TAILGATE ALL AR500 CONSTRUCTION
- DUMP GATE WITH LOCKING CHAINS
- BODY SAFETY PROP
- TAILGATE CYLINDER LOCK/LATCH MECHANISM COMBO
- COMPLETE ASSEMBLY IN BLACK OR WHITE COLOR
- COMPLETE LED LIGHTING
- INSIDE HOIST CABLE CONTROLS WITH SAFETY LOCKOUT
- SINGLE ACTING TELESCOPIC HOIST CYLINDER
- ELLIPTICAL BED DESIGN
- EXTERIOR BED STEPS

AVAILABLE OPTIONS

- TRAILER HITCH
- ELECTRIC TARPING SYSTEM - TOP MOUNTED
- SPOT LIGHTS & BEACONS
- CUSTOM PAINT
- DITCH GATE
- BACK-UP CAMERAS
- HENDRICKSON & RIDEWELL PUSHER AXLES
- SCALE SYSTEMS

ATLAS SUPER 10



12266 Branford St. Sun Valley, CA 91352 • (818)-899-1111
 1441 N. VIP Blvd. Casa Grande, AZ 85122 • (602)-584-5001
www.spartantruck.com | info@spartantruck.com



[@spartantruck](https://www.facebook.com/spartantruck) [in](https://www.linkedin.com/company/spartan-truck-company) Spartan Truck Company




SPARTAN
TRUCK COMPANY, INC.


CONSTRUCTED OF ALL AR500 MATERIAL




Curvature of cab shield allows for support of tarping system reducing damage.



Tailgate pivots at rear most bolster for conventional dumping.



Self-cleaning elliptical design provides a lower center of gravity, greater stability, and ease of unloading at the dump site.




All aluminum construction tailgate cylinders serve as both locking and latching mechanism.




Body safety prop standard feature




Full length sloped body fender design for shedding of debris during transport.



Single telescopic hoist cylinder pin-to-pin mounted provides stability during unloading process.



Dump gate is a standard feature for load control during unloading process.



Tailgate latches mounted to continuous welded plates on rear bolster of body for longevity and strength.

